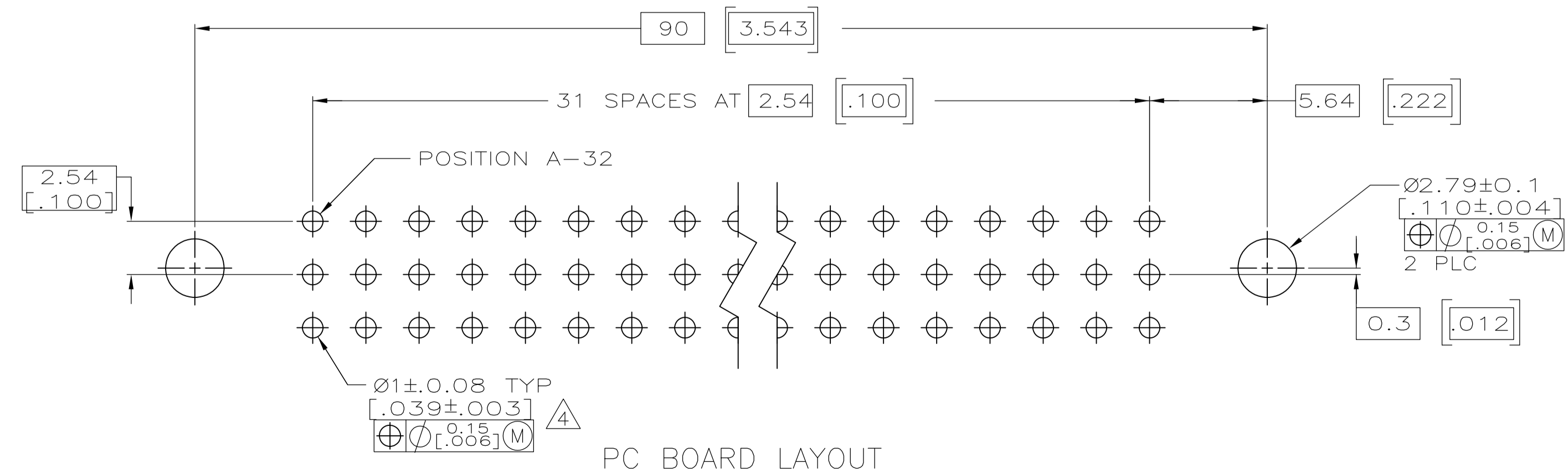
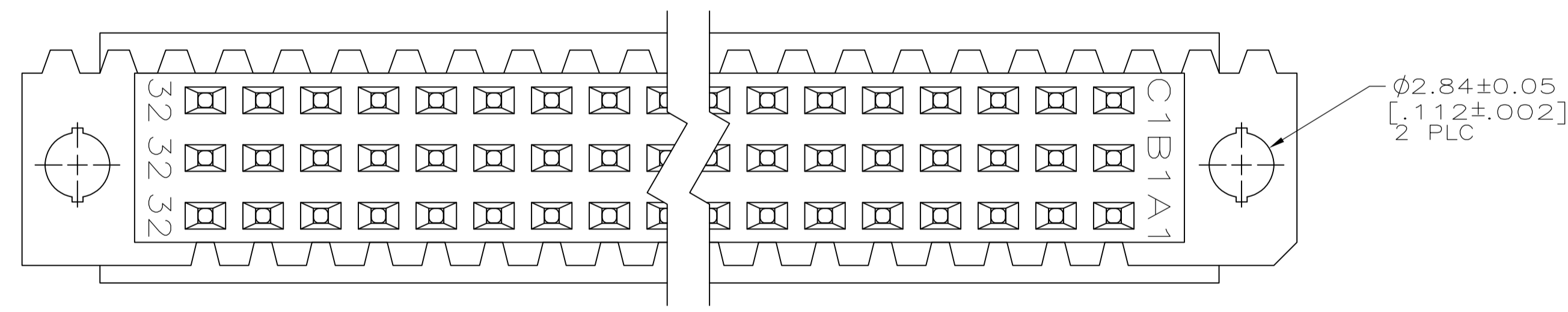
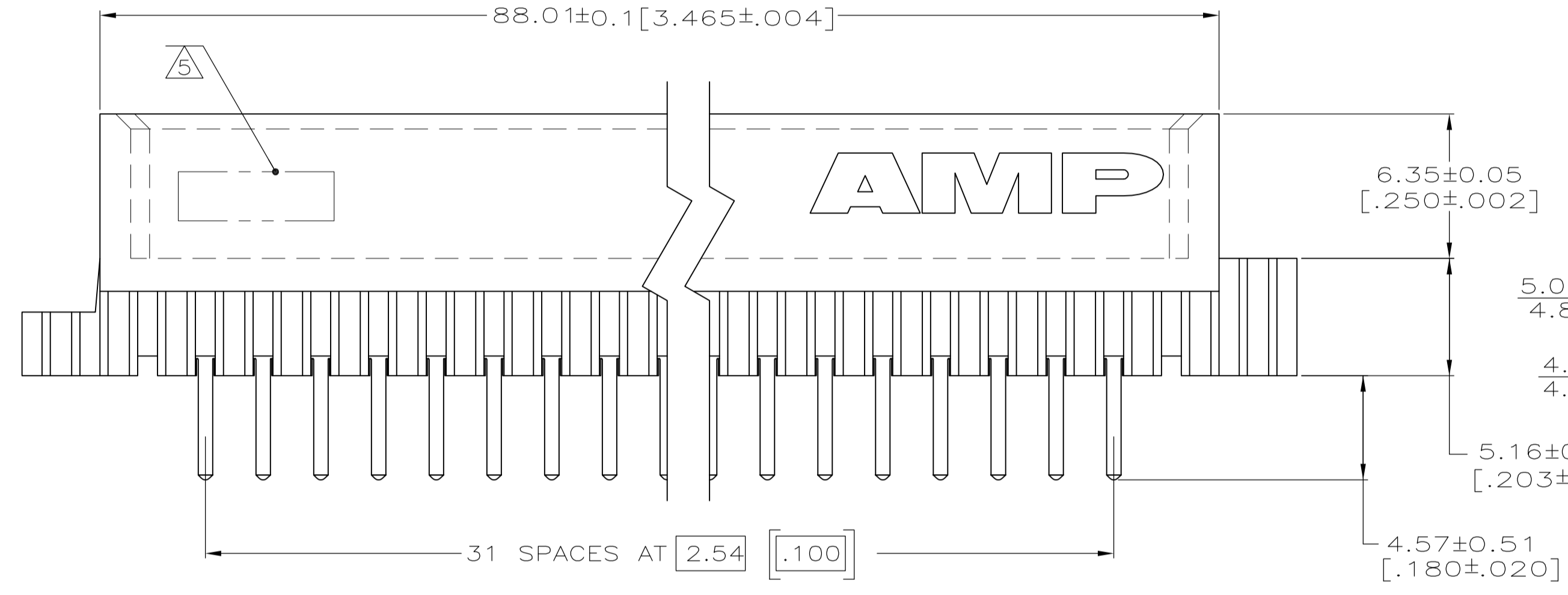
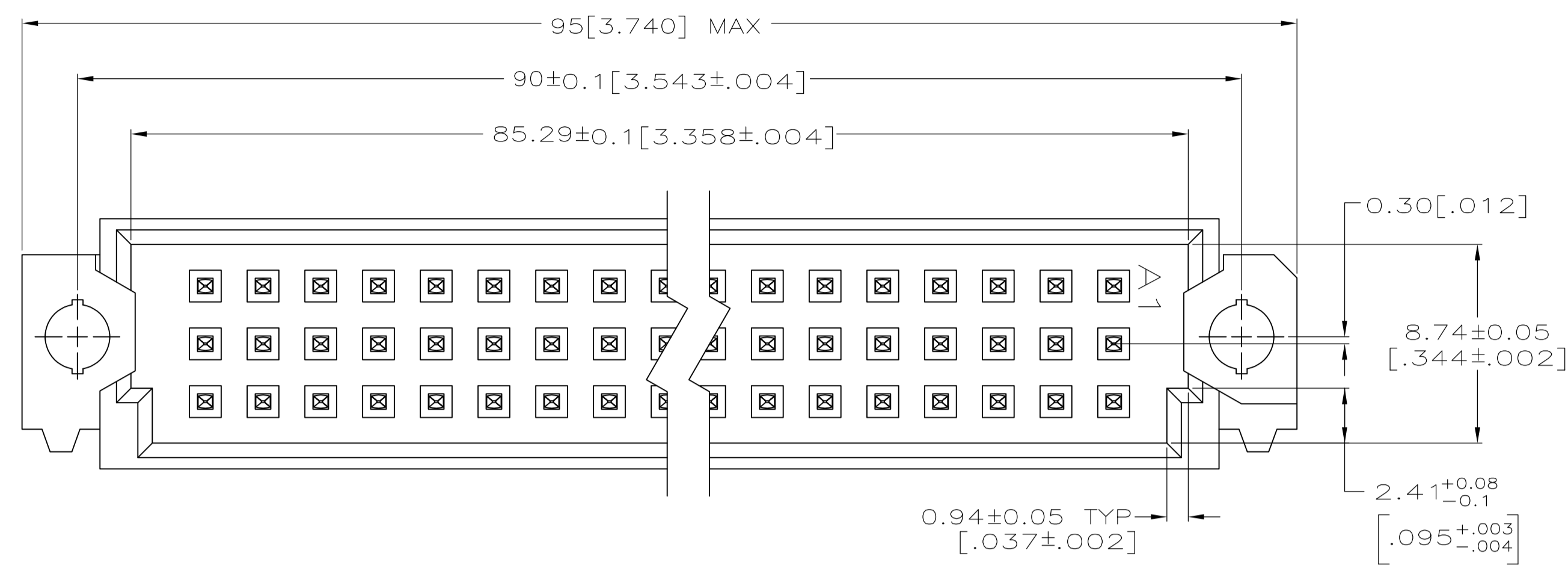


LOC		DIST		REVISIONS			
AD	25	REV	DATE	DESCRIPTION	DATE	BY	APPV
N		REVISED PER EC 0512-0239-05	28OCT05			JDP	AMS
N1		REV PER ECO-09-021510	11SEP09			KK	AEG

- △ HOUSING MATERIAL: GLASS-FILLED POLYESTER. COLOR: GRAY.
- △ POST MATERIAL: BRASS.
- △ POST FINISH: DIN 41612 CLASS 2 IN CONTACT AREA. TIN-LEAD PLATE ON POSTS.
- △ RECOMMENDED HOLE SIZE FOR MANUAL APPLICATION OF CONNECTOR ONTO PC BOARD.
- △ PART NUMBER, DATE CODE MARKED THIS APPROXIMATE AREA.
- △ MARKING ON THIS SIDE.
- △ OBSOLETE PARTS: OBSOLETE CIS STREAMLINING PER D.RENAUD/D.SINISI
- △ OBSOLETE



CONTACTS	CONTACTS	ROWS	NO. OF LOADED POSITION	ASSY PART NUMBER
1 & 2	3-32	C	32	1-536744-2
1 & 2	3-32	B	32	
1 & 2	3-32	A	32	
1 & 2	3-32	C	32	1-536744-1
NONE	NONE	B	0	
1 & 2	3-32	A	32	
29-31	1-28,32	C	32	1-536744-0
29-31	1-28,32	B	32	
29-31	1-28,32	A	32	
1,2,28-30	3-27,31,32	C	32	536744-9
1,2,28-30	3-27,31,32	B	32	
1,2,28-30	3-27,31,32	A	32	
NONE	1-32	C	32	536744-8
NONE	1-32	B	32	
32	1-31	A	32	
1 & 32	2-31	C	32	536744-7
1 & 32	2-31	B	32	
1 & 32	2-31	A	32	
NONE	1-32	C	32	536744-6
NONE	1-32	B	32	
4,14,18,20,28,32	1-3,5-13,15-17,19,21-27,29-31	A	32	
2,4,6,8,10,16,23,28	1,3,5,7,9,11-15,17-22,24-27,29-32	C	32	536744-5
NONE	1-32	B	32	
3,5,7,9,16,20,23,28	1,2,4,6,8,10-15,17-19,21,22,24-27,29-32	A	32	
1,8,12,16,20,24,32	2-7,9-11,13-15,17-19,21-23,25-31	C	32	536744-4
2,4,6,10,14,18,22,26,28,30,32	1,3,5,7-9,11-13,15-17,19-21,23-25,27,29,31	B	32	
1,8,12,16,20,24,32	2-7,9-11,13-15,17-19,21-23,25-31	A	32	
NONE	1-32	C	32	536744-3
NONE	1-32	B	32	
21-32	1-20	A	32	
NONE	1-32	C	32	536744-2
1-32	NONE	B	32	
NONE	1-32	A	32	
NONE	1-32	C	32	
NONE	1-32	B	0	536744-1
2,4,7,8	1,3,5,6,9-32	A	32	
POSITIONS LOADED WITH 4.93[.194] CONTACTS	POSITIONS LOADED WITH 4.16[.164] CONTACTS	ROWS	NO. OF LOADED POSITION	ASSY PART NUMBER

THIS DRAWING IS A CONTROLLED DOCUMENT.

BY: L. BRINER 12/11/92
 CHK: R. PATTERSON 12/13/92
 APPV: -

TOLERANCES UNLESS OTHERWISE SPECIFIED:
 0 PLC ± -
 1 PLC ± -
 2 PLC ± -
 3 PLC ± 0.13[.005]
 4 PLC ± -
 ANGLES ± -

PRODUCT SPEC: -
 APPLICATION SPEC: -

SIZE: A1
 CAGE CODE: 00779
 DRAWING NO: 536744

RESTRICTED TO: -
 WEIGHT: -
 CUSTOMER DRAWING: -

SCALE: 5:1
 SHEET: 1 OF 1
 REV: N1

Tyco Electronics Corporation
 Harrisburg, PA 17105-3608

PIN ASSEMBLY, EUROCARD, TYPE R WITH MFBL CONTACTS