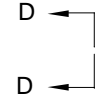
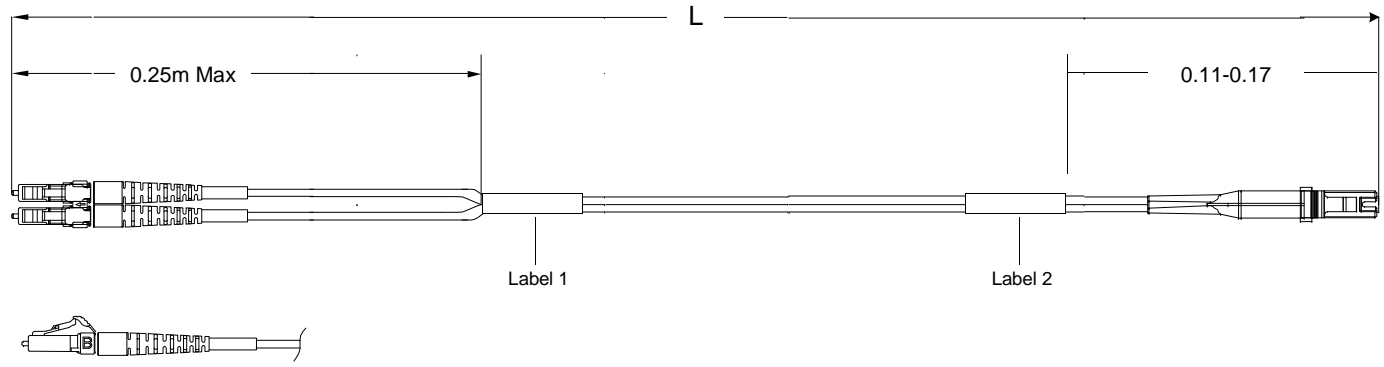


THIS DRAWING IS A CONTROLLED DOCUMENT

USED ON



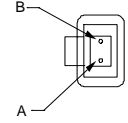
Left Side
 Connector(s): LC-Duplex Secure
 Mode: MM
 Housing Color: Aqua
 Geom. Spec: N/A

Fiber Path

- A - - Fiber B
- B - - Fiber A

Right Side
 Connector(s): MT-RJ (No Pins)
 Mode: MM
 Housing Color: Black
 Geom. Spec: 115-1215

- Notes:**
- 1 Includes dust caps (not shown on print).
 - 2 OM3 assemblies tested at 850nm, all other multimode tested at 1300nm
 - 3 Label 2 will not be present on any cable assembly less than 5 meters long.



VIEW D-D
 NOT TO SCALE

THIS INFORMATION IS CONFIDENTIAL AND PROPRIETARY TO TYCO ELECTRONICS, INC. IT IS TO BE USED ONLY BY THE PERSONNEL AND FOR THE PURPOSES SPECIFIED HEREIN. IT IS NOT TO BE DISCLOSED TO ANY OTHER PERSON OR ENTITY WITHOUT THE WRITTEN AUTHORIZATION OF TYCO ELECTRONICS CORPORATION, HARRISBURG, PENNSYLVANIA.

LOC
 CE
 DIST
 16

Rev	Per	EC#	RELEASE	DATE	DIN	APVD
A				9/29/2011	-	DK
P	LTR		REVISION RECORD	DATE	DIN	APVD

Restricted To: $\sqrt{\quad}$

DIMENSIONS:
meters

TOLERANCES UNLESS OTHERWISE SPECIFIED:

0 PLC	± .
1 PLC	± .
2 PLC	± .
3 PLC	± .
4 PLC	± .

DIN	Cable Assy Configurator	MATERIAL	-	HEAT TREAT	-
CHK	Doug Kirsch	Tyco Electronics, Inc. Harrisburg, PA 17105-3608			
APVD	Doug Kirsch				
NAME	FO C/A - 2 fiber, 62.5/125, OFNP (Plenum) jacket, LC-Duplex Secure to MT-RJ (No Pins)				
SCALE	NTS	SIZE	A2	DRAWING NO	C-1907132
SHEET	1 of 2	REV	A		

